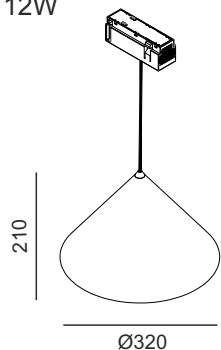


IN LINE CONE

06.3200.12

POWER: 12W

DC 48V



SAFETY INSTRUCTIONS

- The appliance should be installed, connected and tested by qualified electrician, and in accordance with local regulations.
- Turn off the power supply before installation or maintenance of the appliance, and make sure that the cables will not be squeezed or damaged by sharp edges.
- The appliance should not be covered by insulation blankets or similar materials .
- Clean the appliance with a soft cloth and a standard PH neutral detergent. Stainless steel surfaces should be maintained regularly.
- Misuse of, or changes to the appliance shall nullify the guarantee. The manufacturer is free to change the design, specifications and instructions for assembly.


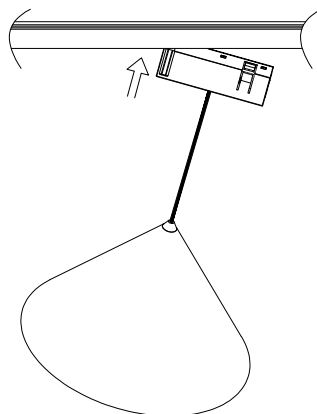
⚠ DO NOT CONNECT THE APPLIANCE DIRECTLY TO HIGH-VOLTAGE POWER SUPPLY IF DRIVER IS NOT CONNECTED.

USE THE CORRECT DRIVER TO CONNECT.

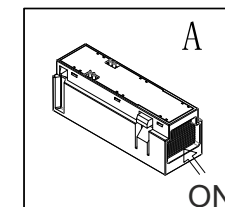
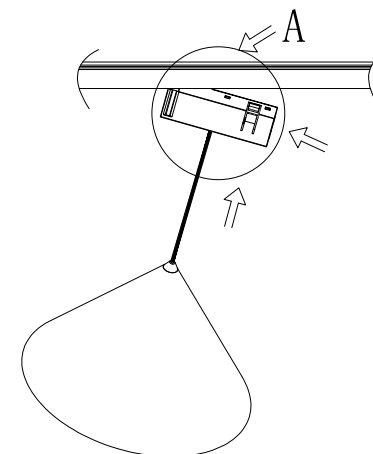
DO NOT TOUCH OR CLEAN THE LED ARRAY!
IN ORDER TO AVOID DAMAGING THE LED CHIP!



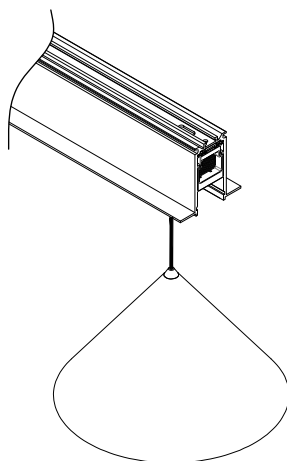
1



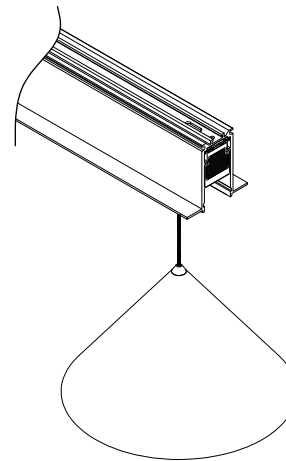
2



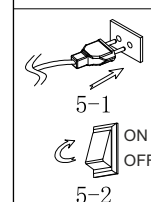
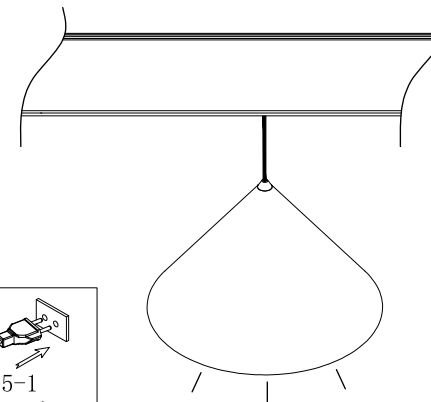
3



4



5



LTX
LIGHTING SOLUTIONS
LTX-LED.com

Lightonix sp. z o.o.
Ul Hoza, 86 lok. 410
00-682 Warszawa, Poland
Telephone: +48 516 808 834
E-mail: info@ltx-led.com