TUB M TRIM

01.0599.11

POWER: 11W
DRIVER: 300mA (INCLUDED)
INPUT: 220-240V, 50/60HZ

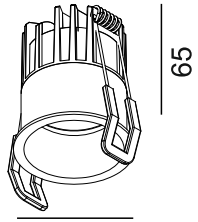

SAFETY INSTRUCTIONS

- The appliance should be installed, connected and tested by qualified electrician, and in accordance with local regulations.
- Turn o ffthe power supply before installation or maintenance of the appliance, and make sure that the cables will not be squeezed or damaged by sharp edges.
- The appliance should not be covered by insulation blankets or similar materials.
- Clean the appliance with a soft cloth and a standard PH neutral detergent.Stainless steel surfaces should be maintained regularly.
- Misuse of, or changes to the appliance shall nullify the guarantee.The manufacturer is free to change the design, specifications and instructions for assembly.
- DO NOT CONNECT THE APPLIANCE DIRECTLY TO HIGH-VOLTAGE POWER SUPPLY IF DRIVER IS NOT CONNECTED. USE THE CORRECT DRIVER TO CONNECT.



IP44

1

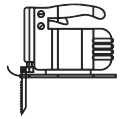

Holle pattern

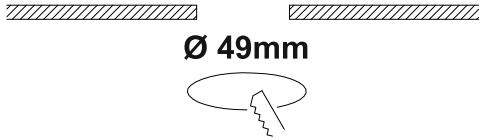

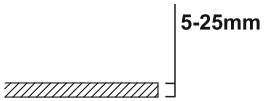



2

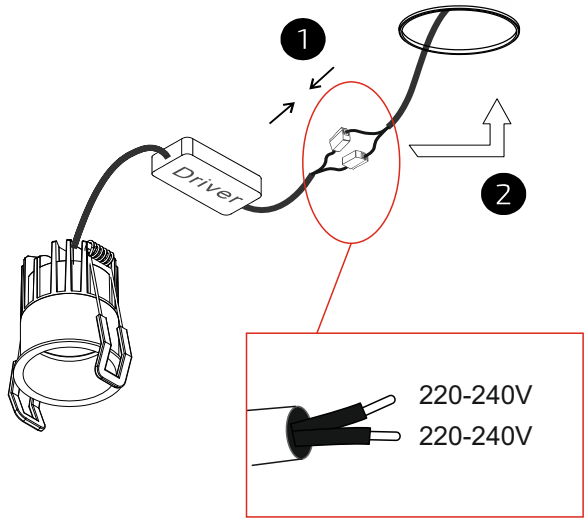

3

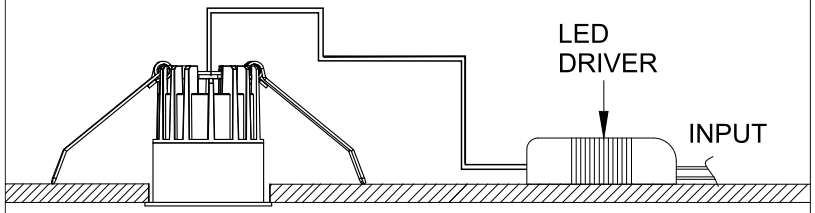

4

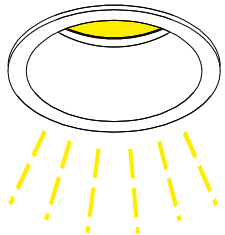

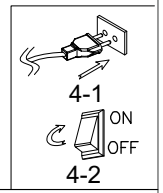

LTX
LIGHTING SOLUTIONS
LTX-LED.com
Lightonix sp. z o.o.
Ul Hoza, 86 lok. 410
00-682 Warszawa, Poland
Telephone: +48 516 808 834
E-mail: info@ltx-led.com